

B STOREFRONT SYSTEM
SCALE: 1/4"=1'-0"

DOOR SCHEDULE:

- 1 SINGLE 3'-0" X 7'-0" ALUMN. /GLASS STOREFRONT DOOR TO MATCH THE EXISTING. PROVIDE ALL REQUIRED HARDWARE WITH APPROVED LOCKING SYSTEM. TYP.
- 2 3'-0" X 7'-0" EXTERIOR METAL DOOR AND FRAME. PROVIDE ALL REQUIRED HARDWARE AND COMPLY WITH ACCESSIBILITY CODES. EXTERIOR OF THE DOOR AND FRAME TO BE PAINTED TO MATCH THE EXTERIOR WALLS. INTERIOR OF THE DOOR AND FRAME TO BE PAINTED TO MATCH THE INTERIOR WALL COLORS. TYP.
- 3 4 3'-0" X 6'-8" SOLID CORE WOOD DOOR AND STEEL FRAME. PROVIDE ALL REQUIRED HARDWARE AND COMPLY WITH ACCESSIBILITY CODES. THE DOOR AND FRAME TO BE PAINTED TO MATCH THE WALL COLORS. TYP.

DOOR NOTES :

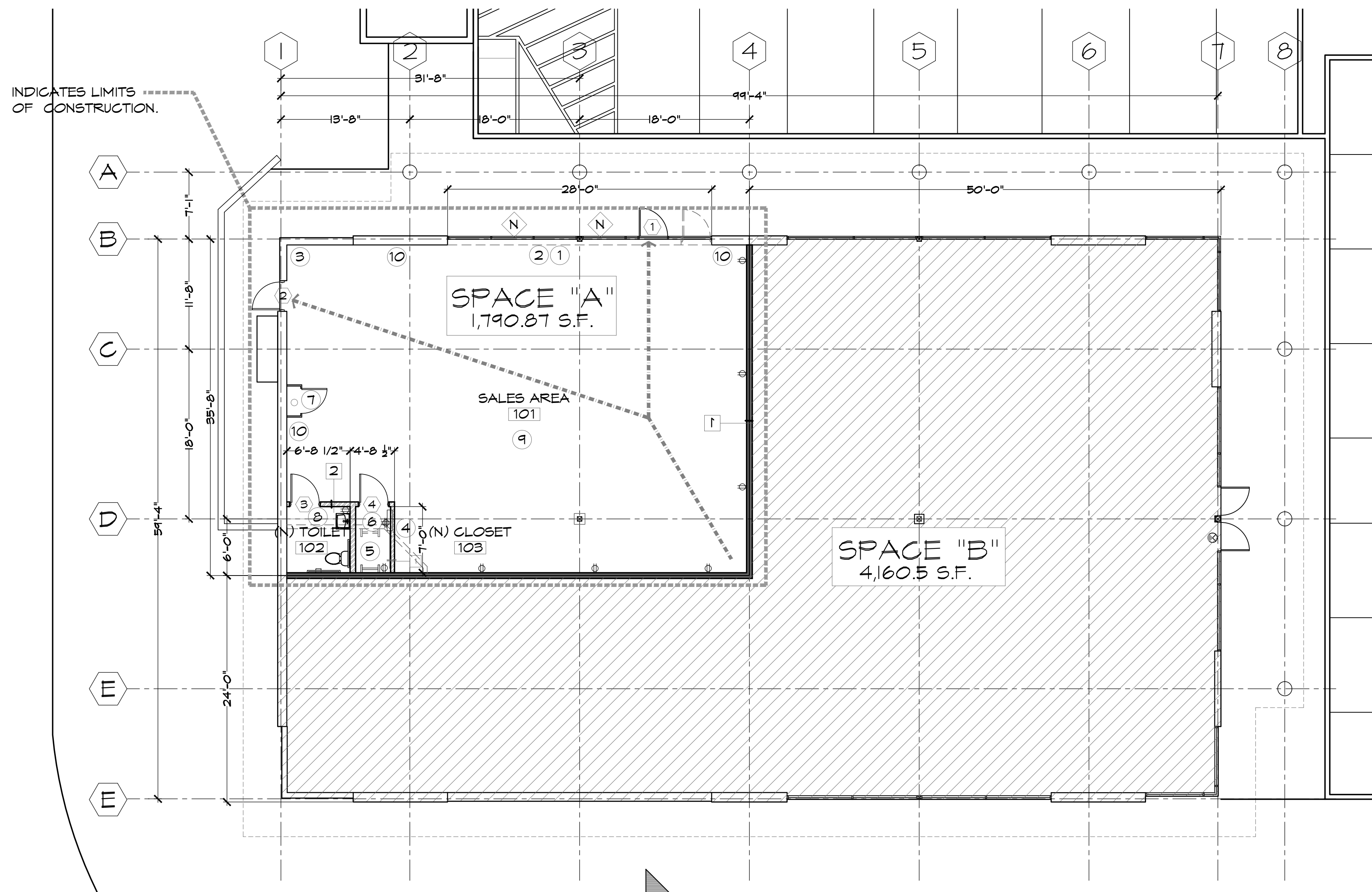
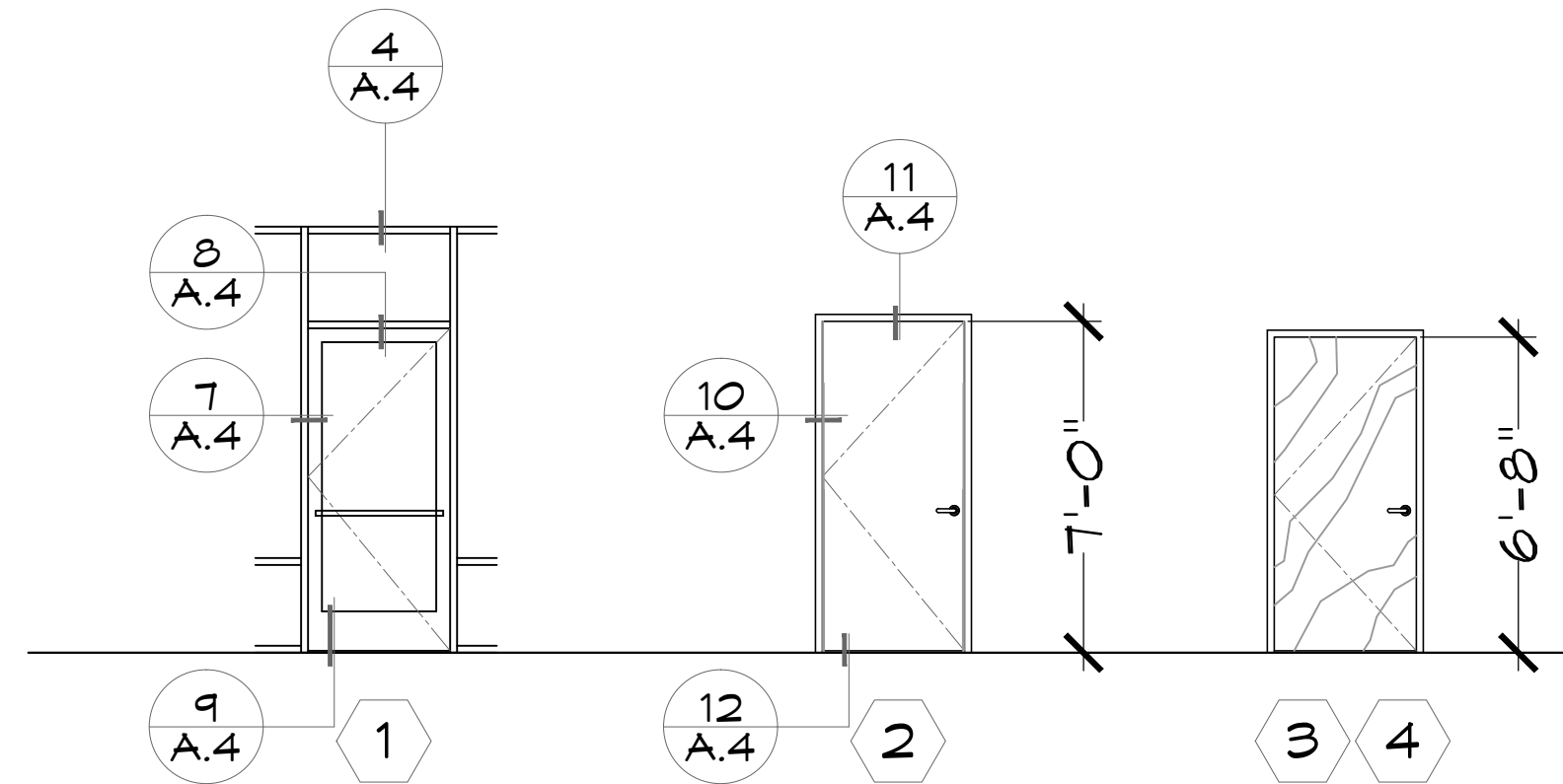
1. ALL DOORS AND HARDWARE SHALL COMPLY WITH CA, T24 AND ADA CODES AND REQUIREMENTS. TYPICAL
2. ALL DOORS AND FRAMES TO BE PAINTED WITH MIN. THREE COATS TO COVER. TYPICAL
3. PROVIDE A READILY VISIBLE DURABLE SIGN POSTED ON THE EGRESS SIDE ON OR ADJACENT TO THE DOOR STATING: "THIS DOOR TO REMAIN UNLOCKED WHEN BUILDING IS OCCUPIED". THE SIGN SHALL BE IN LETTERS 1 INCH (25mm) HIGH ON A CONTRASTING BACKGROUND.

SHEET NOTES:

- 1 EXISTING EXTERIOR WALL TO BE DEMOLISHED TO THE STRUCTURAL WALL AND FRAMING. THE EXISTING WALL SHALL BE REPLACED BY NEW STORE FRONT SYSTEM.
- 2 NEW STORE FRONT SYSTEM W/ SINGLE DOOR TO COMPLY WITH T24 CALCULATION REQUIREMENTS AND SHALL MATCH IN APPEARANCE TO EXISTING STOREFRONT OF THE PAD. SEE ELEVATION AND DETAILS. ACCEPTABLE MANUFACTURER: "VISTAWALL" AND "US ALUMINUM".
- 3 EXISTING NON-STRUCTURAL EXTERIOR WALL TO REMAIN. PATCH AND REPLACE SHEET ROCK AS NECESSARY TO RECEIVE NEW FINISHES.
- 4 EXISTING WALLS TO BE REMOVED IN THEIR ENTIRETY AS SHOWN. EXISTING LADDER TO BE RELOCATED AS SHOWN.
- 5 EXISTING ROOF HATCH TO REMAIN. CONTRACTOR TO VERIFY THE LOCATION IN RESPECT TO THE LOCATION OF THE NEW DISMISSING WALL. CONTACT THE ARCHITECT, IMMEDIATELY IF THE LOCATION OF THE ACCESS DOOR IS DIFFERENT FROM WHAT IS SHOWN ON THESE DRAWINGS.
- 6 PROVIDE A NEW 200 AMP, 4 WIRE, III PHASE ELECTRICAL PANEL. ELECTRICAL WORK TO BE DESIGN-BUILD.
- 7 EXISTING CABINET AND ACCESS DOOR TO THE RISER TO REMAIN UNLESS OTHERWISE THE REPLACEMENT OF EXISTING WITH FULL 2 1/2" X 2 1/2" GAGE METAL STUD WALL WITH NEW 3/4" GYP. BD. IS REQUIRED BY THE GOVERNMENTAL AGENCIES OR THE OWNER.
- 8 PROVIDE NEW ACCESSIBLE TOILET ROOM WITH ALL PLUMBING FIXTURES AND ACCESSORIES. SEE SHEET 61.2
- 9 REMOVE AND CLEAN THE FLOOR FROM ALL EXISTING FINISHES AND PROVIDE NEW FINISHES AS SHOWN ON THE FINISH SCHEDULE.
- 10 ALL EXISTING GYP. BD. WALLS TO BE REPAIRED AND CLEANED FOR NEW PAINT FINISH.

LEGEND

- DOOR SYMBOL-NEW DOORS W/ NUMBERS
- NEW WINDOW OR STOREFRONT. SEE ELEVATIONS
- EXISTING WALL
- NEW INTERIOR DISMISSING WALL. SEE WALL TYPES.
- NEW FULL HEIGHT INTERIOR WALL. SEE WALL TYPES.
- WALL TYPE-SEE WALL TYPES ON SHEET A9.1
- INDICATES PATH OF EXITS



A FLOOR PLAN
SCALE: 1/8"=1'-0"

FINISH SCHEDULE

- WALLS:** ALL WALLS TO BE PAINTED W/ MIN. THREE COATS. COLOR S TO BE SELECTED BY THE OWNER (LANDLORD).
- FLOOR:** PROVIDE CARPET IN ALL AREAS EXCEPT TOILET ROOM AND THE CLOSET. PROVIDE SHEET VINYL IN THE TOILET ROOM AND THE CLOSET. CARPET AND SHEET VINYL TO BE SELECTED BY THE OWNER.
- BASE:** 4" TOP BASE IN CARPETED AREAS AND IN THE CLOSET. TOP BASE TO BE SELECTED BY THE OWNER.

TOILET ROOM FINISHES

ALL WORK BY LANDLORD

- WALLS:** MAINSCOT TO +4'-0" A.F.F. TOILET ROOM WALL TO BE MAINSCOT PANELING (48" HIGH) SHALL BE "PERMACLEAN" BY "ALLIED RESINOUS PRODUCTS INC." COLOR TO BE OPAQUE WHITE W/ PERMACLEAN ACCESSORIES FOR A COMPLETE INSTALLATION.
- WALLS:** PAINT WALLS W/ OFF-WHITE SEMI GLOSS PAINT. THREE COATS MIN.

- FLOOR:** WHEN VINYL SHEET FLOORING IS SPECIFIED USE "CLASSIC CORLON BY "AMSTRONG". COLOR TO BE 86800 ALABASTER. (OR APPROVED EQUAL BY THE LANDLORD)

- BASE:** BASES TO BE 6" HIGH SHEET VINYL COVERED BASE.

- CEILING:** CEILING TO BE PAINTED W/ SEMI-GLOSS STIPPLE OFF-WHITE PAINT. THREE COATS MIN.

TOILET ROOM FIXTURES

ALL WORK BY LANDLORD

- WATER CLOSET:** WATER CLOSET(S) 1.6 GAL. VOL. FLUSH W/ TANK 17" RIM HEIGHT ELONGATED BOWL #2216.143 BY AMERICAN STANDARD. COLOR WHITE (PROVIDE PRESSURE FLUSH UNIT #2168.106 BY AMERICAN STANDARD. IF REQD BY THE LANDLORD)

- LAVATORY:** WALL HUNG LAVATORY(S) APPROX. 20"x18" HAND ACCESS. ROXALYN #0195.016 BY AMERICAN STANDARD (OR EQUAL) COLOR WHITE. FITTING TO BE CORALAIS SINGLE CONTROL FAUCETS K-15582 BY KOHLER. COLOR POLISHED CHROME.

- MISC. FIXTURES:** TOILET PAPER HOLDER(S) BY BOBRICK, B-288
WALL MIRROR(S) BY BOBRICK, B-165 2436
GRAB BAR(S) BY BOBRICK B-4937-MOUNTED @ 32" A.F.F..
PAPER TOWEL DISPENSER(S) BY BOBRICK B-262-MOUNTED @ 38" A.F.F..



1575 Treat Blvd, Suite 101
Walnut Creek, CA 94598
Voice: 925.925.256 - 6454
Fax: 925.944.5360
Web: http://www.mnarch.net

All reproduction & intellectual property rights reserved © 2010



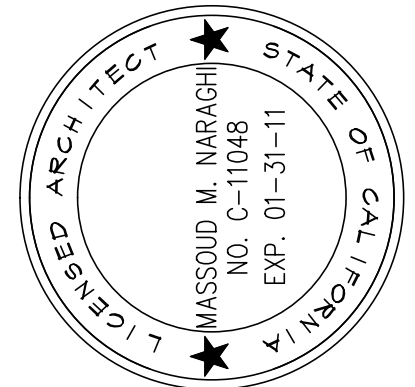
TENANT IMPROVEMENT:
660 Bailey Road
Oak Hills Shopping Center
Pittsburg, CA 94565

Prepared for:
SIERRA PACIFIC PROPERTIES, INC.
1800 WILLOW PASS ROAD
CONCORD, CA 94520

In association with:

Key Plan

Professional seals



No.	Issue Description	Date
1	PLAN CHECK	10/25/2010

Drawn by: K.NARAGHI Reviewed by: M.NARAGHI
Project No: 171208-09SPP

A-2.dwg
Sheet Titles:

**FLOOR PLAN
LEGEND & NOTES**

Original drawing is 24" x 36". Scale entities accordingly if reduced.
Sheet Number: